



One Adapter For Whole World

Product Description

MOPU universal travel adapter has built-in US/JP/CN, AU, EU, UK sockets, within extra USB and USB-C ports, there's no need for you to bring extra chargers. The adapter covers more than 220 countries worldwide. This means that a tiny adapter can solve all the problems of converting plugs during your journey.



TA45

5-Port GaN Travel Fast Charger



Supports Over 220 Countries

45W


45W Power Output



Dependable Protection



Replaceable Fuse




Dual 10A Fuses



2 USB-A Port

3 USB-C Port



Universal Socket

Supports Over 220 Countries



Fireproof Materials



USA



AUS



EU



UK

Specification

1. Description

This specification apply to the Travel Adapter whose model no. is TA45

Model: TA45

Max Power:1000W at 100V~,2400W at 240V~

Fuse Rating: \Rightarrow 10A Max

USB-C1 Out:3.3-16V \Rightarrow 2.8A(PPS)

USB-C1 Out:5V/9V/12V/15V \Rightarrow 3A,20V \Rightarrow 2.25A(45W Max)

USB-C2/C3 Out:5V \Rightarrow 3A,USB-A1/A2 Out:5V \Rightarrow 2.4A

USB-C1+(C2+C3+A1+A2)Out:30W+15W

USB-C2+C3+A1+A2 Out:5V \Rightarrow 3A Max

2. Electrical Specification

2.1 Plug Specifications

Rated working voltage	100-240V~
Rated working current	10A MAX
Rated power	2500W MAX

2.2 USB Charger specifications

2.2.1 Input

Rated voltage range	100-240V~
Rated input frequency	50Hz/60Hz
Input current	1000mA max. at full load

2.2.2 Rated Output

USB Socket	Output Voltage/Current	Output Voltage Limit(V)	Output Ripple & Noise(mV)
Single port Output: USB-C1 (PPS) :	3.3-16V/2.8A	3.0~16.3V	\leq 200
Single port Output: USB-C1(45w MAX)	5V/3A	4.75-5.25V	\leq 200
	9V/3A	8.55~9.45V	\leq 200
	12V/3A	11.40~12.60V	\leq 200
	15V/3A	14.25-15.75V	\leq 200
	20V/2.25A	19-21V	\leq 200
Single port Output: USB-A1/A2:	5V/2.4A	4.75-5.25V	\leq 200
Single port Output: USB-C2/C3:	5V/3A	4.75-5.25V	\leq 200
Combined Output: USB-C2+C3+A1+A2:	5V/3A	4.75-5.25V	\leq 200
Combined Output: USB-C1+(C2+C3+A1+A2):	30W+15W		\leq 200

Ripple Voltage is measured with oscilloscope with bandwidth 20MHz.A 10uF E-cap and 0.1uF ceramic-cap shall be connected to the connector in parallel.

2.2.3 Short circuit protection

The power supply will be auto recovered after short circuit faults remove.

2.2.4 Over current Protection

The power supply will be auto recovered after over current faults remove, and the protection current cannot exceed than the 3900mA.

3.Safety and EMI Requirement

3.1 Safety: accord with

Certificate	Country	Standards
■ UKCA / CE-LVD	Europe	BS / EN IEC 62368-1
■ UKCA / CE-EMC	Europe	BS / EN 55032/35, BS / EN IEC 61000
■ FCC	USA	FCC 47 CFR Part 15 Subpart B

3.2 Dielectric Strength Testing

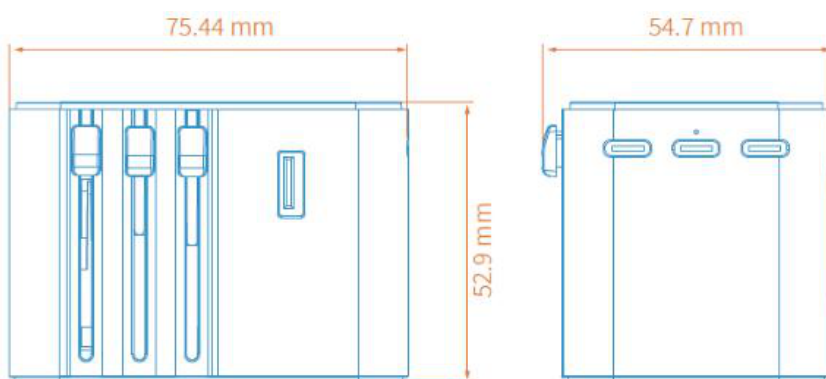
Hi-pot test shall be met the following table requirements, an item listing this test as a 100% production test must be performed and be maintained at that level for a minimum of 3 seconds without failure.

ITEM	SPECIFICATION	REMARK
Primary to Secondary	3000Vac/5mA/3S	No arcing

4. MECHANICAL REQUIREMENT

4.1 Enclosure

The size of Enclosure:75.44 x 54.7 x 52.9mm



4.2 Case/Resin materials

Flame resistance applies to UL94 V-0 or more.

5. Weight

The weight of the Travel Adapter shall be about 162g.